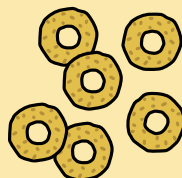





How



to make



a cheerio



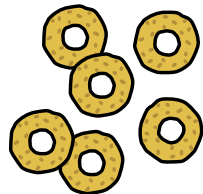
bird feeder

1



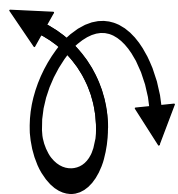
Make a small loop at the end of your pipe cleaner.

2



Thread your cheerios onto the pipe cleaners.

3




Once the pipe cleaner is full, twist the two ends together.

4




Bend the bird feeder into any shape you choose.

5



Go outside and hang it on a tree.

6



Count the different birds you see eating the food.

