

Going to the Airport

2 Introduction

We understand that going to the airport can be a stressful and worrying experience. We want to help you prepare for your journey by introducing you to the sights, sounds and people that you may encounter along the way. You can use this guide to write down some details about yourself, and the things you are excited and worried about. You can then follow the airport journey to understand each stage of the process. When you travel, our team can accompany you through the airport and answer any of your questions.

3 About You

4 Arriving and Checking-in

6 Security

8 Departure Lounge and Flight Boarding

10 The Return Journey (Domestic Flight)

11 The Return Journey (International Flight)

12 Airport Sights and Sounds Checklist



My name

.....



My contacts

.....
.....
.....
.....



Things I'm
worried about

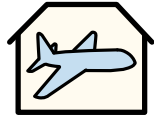
.....
.....
.....
.....



Things I'm
excited about

.....
.....
.....
.....

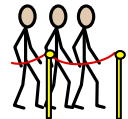
Arriving and Checking-in



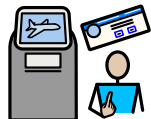
Enter
airport



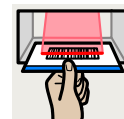
Check
screens



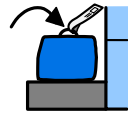
Queue



Self
check-in



Scan
boarding card



Tag your bag
and give it to
staff at a
conveyor belt



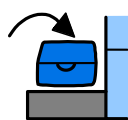
Choose
check-in



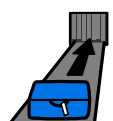
Check-in
desk



Give
documents



Lift bag onto
conveyor belt





Bag taken
to plane



Go to
security

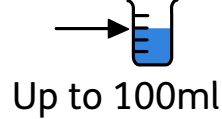


6 Security

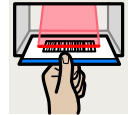


Liquids in clear bag

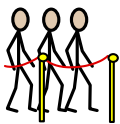
100ml



Up to 100ml



Scan boarding card



Queue



Listen to instructions



Possessions in tray




Remove laptops and tablets



Electronics in tray



Belongings scanned



Walk through arches



May make noise



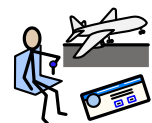
May be searched



Collect tray



Bag may be searched



Go to departures



8 Departures Lounge and Boarding



Through
Duty Free



There are
shops




There are
restaurants



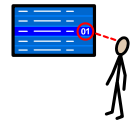
There are
toilets



May be
busy



May be
noisy



Check
screens



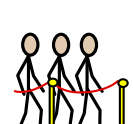
Go to
gate



Sit and
wait



listen for
announcement



Queue



Give
documents



May be
steps





May be
bus



Board
plane



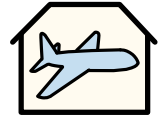
10 The Return Journey (Domestic Flight)



Leave plane



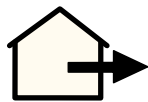
Maybe bus



Enter terminal



Collect bags



Exit airport



Travel home




Arrive home




The Return Journey (International Flight)

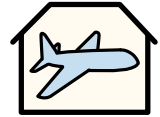
11



Leave plane



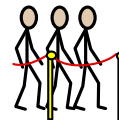
Maybe bus



Enter terminal



Self service eGate



Queue



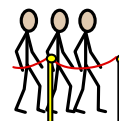
Scan passport



Choose immigration



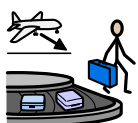
Immigration desk



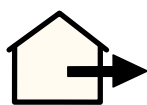
Queue



Give passport



Collect bags



Exit airport



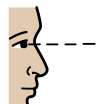
Travel home



Arrive home

Airport Sights and Sounds

The airport is an exciting environment with many sights and sounds. You can use this section to tick the things which you see and hear on your journey.



+



What can you see and hear in the airport?



Plane



Cabin Crew



Luggage Trolley



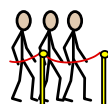
Pilot



Announcement



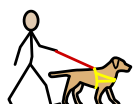
Music



Queue



Engine Noise



Security Dog



Security Staff

